

UNO-2.0-I UNO-2.5-I

GENERAL SPECIFICATIONS OUTDOOR MODELS

The UNO-2.0-I and UNO-2.5-I are the latest single phase string inverters in the Aurora range. A new-look inverter but packed with Power-One's proven high performing technology. The new look inverter has new features including a special built-in heat sink compartment and front panel display system.

The smallest of Power-One's outdoor range, these new products are the right size for the average rooftop installation. This rugged outdoor inverter has been designed as a completely sealed unit to withstand the harshest environmental conditions.

The high speed MPPT offers real-time power tracking and improved energy harvesting.

Despite the isolated operation, the UNO-2.0-I and UNO-2.5-I feature an efficiency of 96.3%. The wide input voltage range makes the inverter suitable to low power installations with reduced string size.

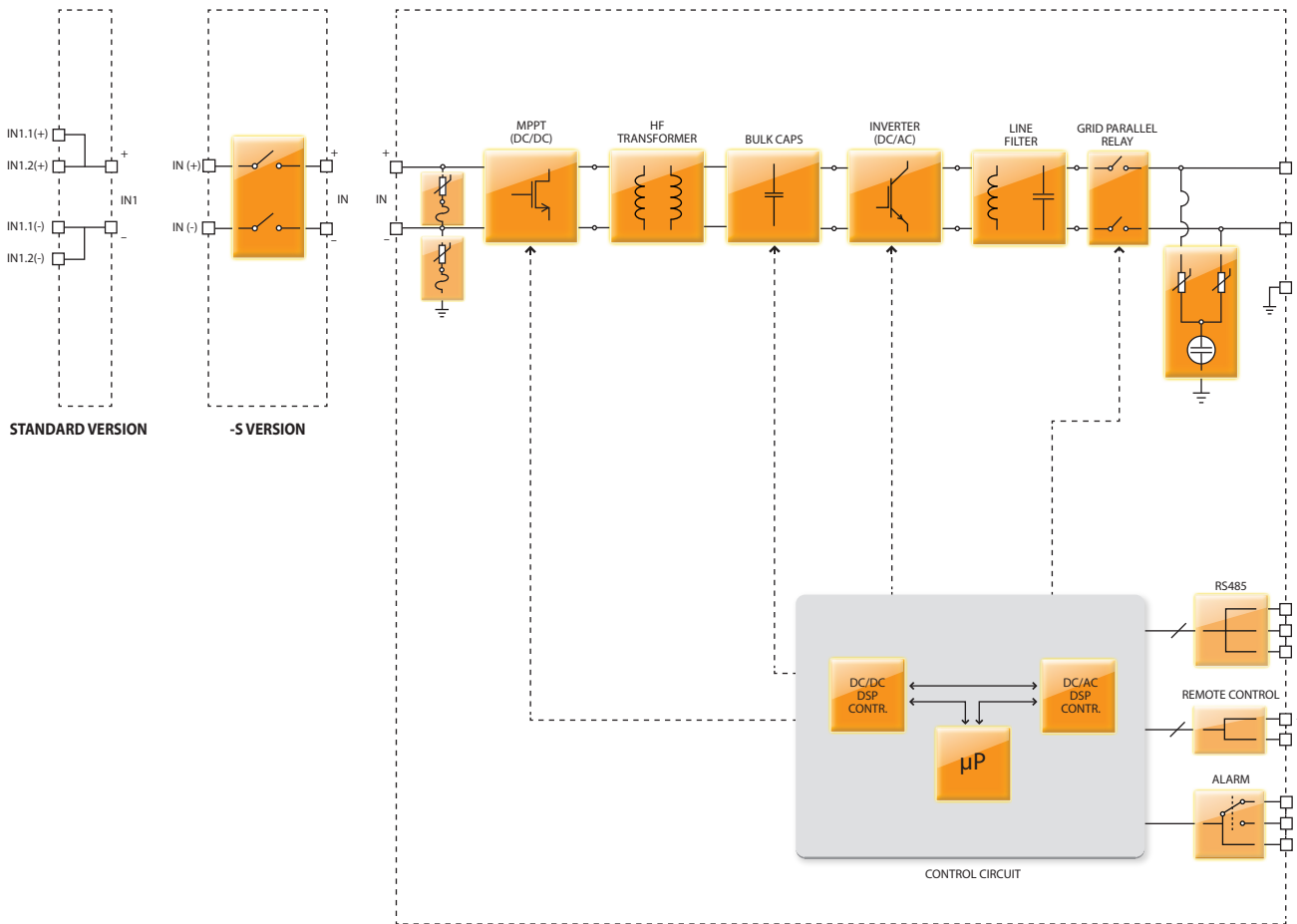


AURORA UNO

Features

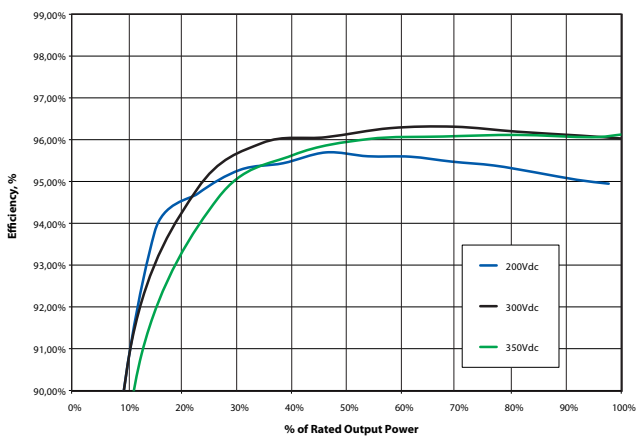
- Each inverter is set on specific grid codes which can be selected in the field
- Single phase output
- Wide input range
- High speed and precise MPPT algorithm for real time power tracking and improved energy harvesting
- Flat efficiency curves ensure high efficiency at all output levels ensuring consistent and stable performance across the entire input voltage and output power range
- Outdoor enclosure for unrestricted use under any environmental conditions
- RS-485 communication interface (for connection to laptop or datalogger)
- Compatible with PVI-RADIOMODULE for wireless communication with Aurora PVI-DESKTOP

BLOCK DIAGRAM OF UNO-2.0-I AND UNO-2.5-I

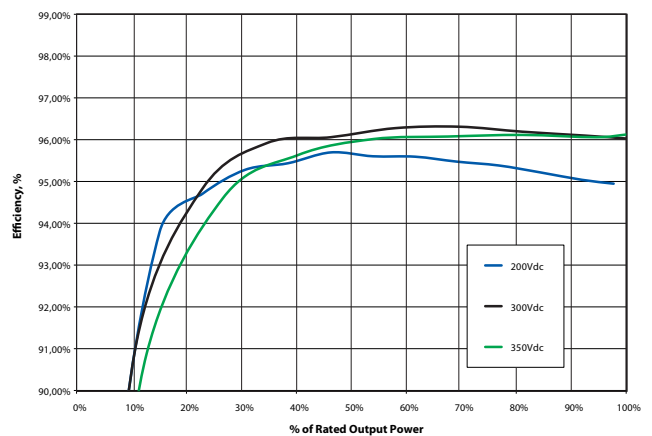


Block Diagram and Efficiency Curves

UNO-2.0-I-OUTD



UNO-2.5-I-OUTD



PARAMETER	UNO-2.0-I-OUTD	UNO-2.5-I-OUTD
Input Side		
Start-up Input Voltage (V_{start})	200 V (adj. 120...350 V)	
Operating Input Range ($V_{dcmin} \dots V_{dcmax}$)	0.7 x V_{start} ... 520 V	
MPPT Input Range ($V_{MPPT min, f} \dots V_{MPPT max, f}$) at Full Power	165...470 V	205...470 V
Absolute Maximum Input Voltage ($V_{max, abs}$)	520 V	
Number of Independent MPPT	1	
Maximum Input Current (I_{dcmax})	12,8 A	
Number of DC Inputs Pairs	2	
DC Connection Type	MC4	
Input Protection		
Reverse Polarity Protection	Yes	
Input Short Circuit Current	16.0 A	19.5 A
Input Over Voltage Protection - Varistor	2	
Photovoltaic Array Isolation Control	According to local standard	
DC Switch (-S Version)	16 A / 600 V	
Output Side		
AC Grid Connection	Single phase	
Rated Power (P_{acr})	2000 W	2500 W
Rated Grid Voltage (V_{acr})	230 Vac	
AC Voltage Range ($V_{acmin} \dots V_{acmax}$)	180...264 Vac ¹	
Maximum Output Current ($I_{ac, max}$)	10.0 A	12.0 A
Rated Frequency (f_r)	50 Hz	
Frequency Range ($f_{min} \dots f_{max}$)	47...53 Hz ²	
Nominal Power Factor ($\cos\phi_{i,acr}$)	> 0.995 (adj. \pm 0.95)	
Total Harmonic Distortion	< 3%	
AC Connection Type	Screw terminal block	
Output Protection		
Anti-islanding Protection	According to local standard	
Maximum AC Overcurrent Protection	15.0 A	15.0 A
Output Overvoltage Protection - Varistor	2 (L - N / L - PE)	
Operating Performance		
Maximum Efficiency (η_{max})	96.3%	
Weighted Efficiency (EURO/CEC)	96.0% / -	
Feed In Power Threshold	24.0 W	
Stand-by Consumption	< 8.0 W	
Communication		
Wired Local Monitoring	1 x RS485 (inc.)	PVI-USB-RS485_232 (opt.), PVI-DESKTOP (opt.)
Remote Monitoring		PVI-AEC-EVO (opt.), AURORA-UNIVERSAL (opt.)
Wireless Local Monitoring		PVI-DESKTOP (opt.) with PVI-RADIOMODULE (opt.)
User Interface	Graphic display	
Environmental		
Ambient Temperature Range	-25...+60°C (-13...+ 140°F) with derating above 45°C (113°F)	
Relative Humidity	0...100 % condensing	
Noise Emission	< 50 db(A) @ 1 m	
Maximum Operating Altitude without Derating	2000 m / 6560 ft	
Physical		
Environmental Protection Rating	IP 65	
Cooling	Natural	
Dimension (H x W x D)	518mm x 367mm x 160mm / 20.4" x 14.4" x 6.3"	
Weight	< 17 kg / 37.4 lb	
Mounting System	Wall bracket	
Safety		
Isolation Level	HF transformer	
Marking	CE	
Safety and EMC Standard	EN 50178, AS/NZS3100, AS/NZS 60950, EN61000-6-1, EN61000-6-3, EN61000-3-11, EN61000-3-12	
Grid Standard	Enel Guideline, VDE 0126-1-1, G83/1-1, EN 50438, RD1663, AS 4777	
Available Products Variants		
With DC Switch	UNI-2.0-I-OUTD	UNI-2.5-I-OUTD

¹ The AC Voltage Range may vary depending on specific country grid standard

² The Frequency Range may vary depending on specific country grid standard

www.power-one.com

Power-One Renewable Energy Worldwide Sales Offices

<u>Country</u>	<u>Name/Region</u>	<u>Telephone</u>	<u>Email</u>
Australia	Asia Pacific	+61 2 9735 3111	sales.australia@power-one.com
China	Asia Pacific	+86 755 2988 5888 ext.5588	sales.china@power-one.com
Singapore	Asia Pacific	+65 6896 3363	sales.singapore@power-one.com
France	Europe	00 800 00287672 Choix n°4	sales.france@power-one.com
Germany	Europe	+49 7641 955 2020	sales.germany@power-one.com
Italy	Europe	+39 055 9195 396	sales.italy@power-one.com
Spain	Europe	+34 629253564	sales.spain@power-one.com
United Kingdom	Europe	+44 1903 823 323	sales.UK@power-one.com
Dubai	Middle East	+971 50 100 4142	sales.dubai@power-one.com
Canada	North America	+1 877 261-1374	sales.canada@power-one.com
USA East	North America	+1 877 261-1374	sales.usaeast@power-one.com
USA Central	North America	+1 877 261-1374	sales.usacentral@power-one.com
USA West	North America	+1 877 261-1374	sales.usawest@power-one.com